

# 14 15.07.02

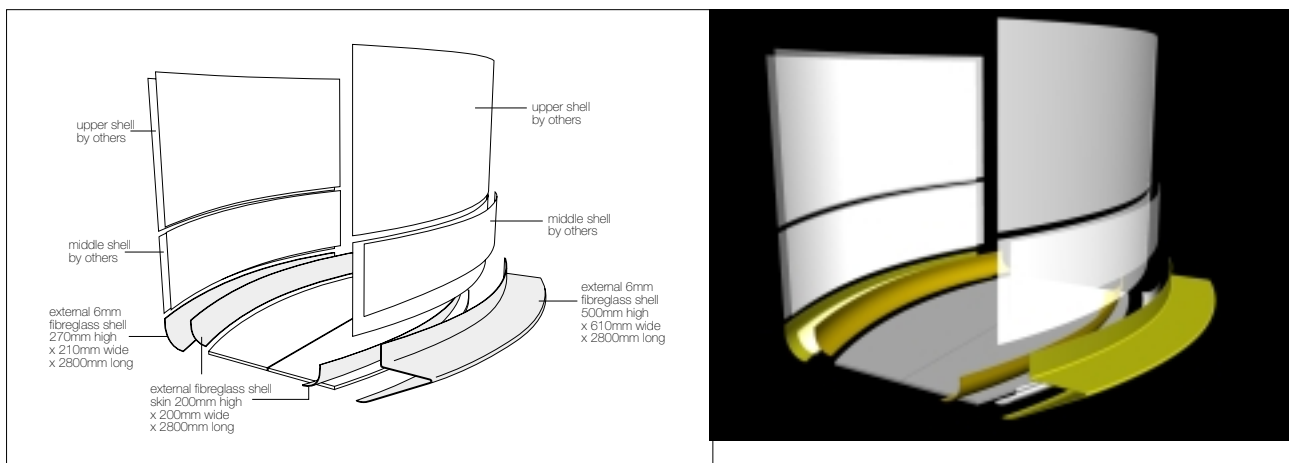


## ACMI Screen Lounges: Progress report on design

From **Crowd Productions**: A report of progress and an outline of research and design work to 15.07.2002

### 01.] Report on Design Progress: The Fibreglass Skin

Preliminary fabrication details and visualisations have been prepared for obtaining initial quotes on the fibreglass skin sections of the Screen Lounge pods. Documentation packages have been sent to Cobrax Automotive Composites, Dromana, Quality Fibreglass, Bayswater and Bolwell Corporation, Mordialloc.



### 02.] Report on Design Progress: Visualisations of the Fibreglass and Aluminium Skin

We have prepared a new set of visualisations of the Screen Lounge Pod designs showing the proposed external skin composed of matt surfaced reflective aluminium panels and translucent fibreglass mouldings. This way the surrounding architectural forms and surfaces of the Federation Square interior are picked up and reflected in the surface of the pods. The key presence of the pods is in fact their interiors, each monochromatically toned in one of the three colours of television: red green or blue. These colours will be softly bounced off the reflective surfaces of the acoustic screens and beamed out into the surrounding space.



Images of two seater Screen Lounge Pod in translucent fibreglass and matt etched mirror aluminium skin and black acoustic partition.

03.] **Report on Design Progress: The *Blisterpack* Memory Wall**


Concept and preliminary design detail work continues on the *Blisterpack* Domestic Memory Wall. The Domestic Memory Wall is intended as a device to draw in cues and elements from the domestic lounge landscape into the interior of the Screen Lounge Pods, articulating a domestication of this semi private space within the public space of federation Square. This zone is perceived as an exhibition space, able to be easily disassembled and refilled to coincide with programming within the Screen Lounge Pods or ACMI. Drawings are being prepared to obtain initial fabrication quotes. Fabrication involves vacuum moulding the clear acrylic walls, engineering the internal lighting and wiring driver, testing and detailing object lighting and briefing and producing the initial visual material for display in the blister alcoves.



Images of two seater Screen Lounge Pod in translucent fibreglass and matt etched mirror aluminium skin and black acoustic partition.


04.] **Report on Design Progress: Design models of the *Soona* and fitting the first Prototype *Soona***

As part of the development of the test bed frame prototype we are fitting the first *Soona* seating upholstery component onto the seating platforms in the prototype. We will be testing upholstering foams, upholstering fabrics, surface effects and combinations and the effects of the upholstery form and the ambient lighting on the fabrics appearance. Models have been made of the *Soona* and slatted *Soona* seating platform to examine design considerations and adjustability including the operation of the pull-out 'breadboard' element.



05.] **Report on Design Progress: Design models of the *Woven* partition screen and further partition screen research**

We have built a 1:20 scale model of the woven partition screen concept to further examine how it might perform. Issues such as weight, construction methods and stability are under consideration. We have also continued to look at models and concepts for signs, space dividers, partitions and way finding tools.



Images of two seater Screen Lounge Pod with Woven way-finding partition and photograph of an early 1950's Italian freeway road sign; way-finding sculpture.

#### 06.] **Meetings with ACMI Stakeholders to discuss the design of the Screen Lounge Pods**

Subsequent to meeting with John Smithies five meeting sessions have been arranged with ACMI staff groups to discuss to Screen Lounge Pod and Screen designs and to solicit feedback.

01.] 27.06.02

A meeting with Jane Ellery, Spiro Economopoulos and Christos Tsiolkas to discuss Screen Lounge design focusing on the control console, the interface format, the Screen Lounge experience

02.] 01.07.02

A meeting with Victoria Lynn, Jane Bridie and Jo to discuss Screen Lounge design focusing on the how the lounges will be used and how they are situated within the ACMI environment.

03.] 04.07.02

A meeting with the Edworks team: Kim Montgomery, Andrew Garton, Tash, Astrid and Craig to discuss Screen Lounge design focusing on the required Edworks functionality including issues relating to the control console, the interface formats and how the Screen Lounge Pods will be used.

04.] 10.07.02

A meeting with Martin Mowlan, Carolyn Jackson, Jack Crawford, Bich Ngan Phan, Alessio Cavallaro, Faye Shortal, Simon Pockley and Andrea Kliest to discuss the Screen Lounge design focusing on customer service issues, the modes and format of use and the Screen Lounge experience

05.] 10.07.02

A meeting with the ACMI public programs team leaders: Gael Mcindoe, Kim Montgomery, Fiona O'Grady and Helen Simonson to discuss the Screen Lounge design focusing on program issues, the modes and format of use and the Screen Lounge experience

#### 07.] **Discussions with consultants and fabricators on fabrication techniques and systems for the Screen Lounges.**

01.] 19.06.2002. Meeting with Liz Reid at the Victorian Basket weavers Association to discuss fabrication techniques and fabricators for the woven partition screens

02.] 01.07.02 Contacted Pat Jones, Programme Coordinator, School of Fashion and Textiles at RMIT about fibre weaving, materials and the woven partition fabrication. A suite of schematic design drawings was emailed for preliminary quotation.

03.] 24.06.02 Contacted Wendy Golden, a leading Australian fibre artist re fabrication of woven partitions and technical consulting. She will make a mock up prototype to cost material use and time involved to produce a screen.

04.] 26.06.02 Received from John Maher at S1 alliance pricing and acoustic specifications for Decitex acoustic foam for acoustic modelling of interior of Screen Lounge Pods by acoustic consultant, when consultant is commissioned.

05.] 25.06.02 Visited Smyrnios Contemporary art gallery in St. Edmond Street, Prahran, to see the work of local felt and fibre artist Stefan Gevers.

06.] 11.07.02 Emailed Ronald Winstone at Lancer Industries in New Zealand with a set of schematic construction drawings re inflatable ceiling module to obtain a quote.

07.] 27.06.02 Emailed Vince Mckay from Cobia boats in New South Wales with a set of schematic construction drawings re inflatable ceiling module to obtain a quote.

08.] 27.06.02 Faxed Black Peat Marine in New South Wales with a set of schematic construction drawings re inflatable ceiling module to obtain a quote.

09.] 27.06.02 Faxed Southern Pacific Inflatables in New Zealand with a set of schematic construction drawings re inflatable ceiling module to obtain a quote.

10.] 27.06.02 Emailed Martin Quintano at Fenquin Inflatables in New South Wales with a set of schematic construction drawings re inflatable ceiling module to obtain a quote.

11.] 07.07.02 Emailed Plasmould with schematic construction drawings of the Blisterpack memory wall for a fabrication quotation

12.] 24.06.02 Faxed Quality Fibreglass Products in Bayswater with schematic construction drawings of the translucent fibre glass skin elements for the Screen Lounge Pods for fabrication quotation.

13.] 26.06.02 Faxed Cobrax Automotive Composites with schematic construction drawings of the translucent fibre glass skin elements for the Screen Lounge Pods for fabrication quotation.

**08.] A Revised Timeline for Prototyping and fabricating the Screen Lounges.**

Here is the new time line for prototyping and production of ACMI Screen Lounges from Crowd productions in response to the requests by ACMI for an amended job schedule.

NB: All dates subject to change based on client approval and subcontractor availability.

**Time line /Job Schedule for ACMI Screen Lounges at 09.08.02**

---

01.] Client Briefing sessions: Monday 08.07.02 to Friday 16.07.02

---

02.] Designing, detailing, quoting, fabricating and installing additional elements to existing prototype for acoustic, spatial, operational and comfort evaluation: Monday 15.07.02 to Friday 09.08.02

---

03.] Detail design from prototype development to resolve for commencement of construction drawings: Monday 22.07.02 to Friday 09.08.02

---

04.] Date for approval of Prototype at mock up stage to proceed to full production standard prototype: Friday 09.08.02

---

05.] Commence construction drawings: Monday 12.08.02

---

Construction drawings: Monday 12.08.02 to Friday 06.09.02

---

06.] Commence construction of first production standard prototype, including pattern making, mould making, testing and tooling: Monday 09.09.02

---

Construction of first production standard prototype, including pattern making, mould making, testing and tooling: Monday 09.09.02 to Friday 01.11.02

---

07.] Commence on-site testing of first prototype: Monday 04.11.02

---

## 09.]Preliminary Construction Budget for the Screen Lounge Pods

Fabrication element	Unit cost	Number required	Extension
Two seater Screen Lounge Frame	\$10,000	06	\$60,000
Five seater Screen Lounge Frame	\$15,000	01	\$15,000
Six seater Screen Lounge Frame	\$15,000	01	\$15,000
Control console unit	\$1,500	10	\$15,000
Lighting	\$800	10	\$8,000
Electrical	\$800	10	\$8,000
Blisterpack Domestic Memory Wall	\$1,200	10	\$12,000
Fibre optic Domestic Memory Wall lighting	\$1,300	10	\$13,000
Domestic Memory Wall 4 inch LCD screens [\$225US+GST ]	\$495	20	\$9,900
Domestic Memory Wall photographic exhibition	\$120	18 images x 10 walls	\$21,600
work/curated objects			\$4,000
Inflatable removable ceiling	\$1,800	10	\$18,000
EpoKem rubber floor and wall finish	\$4,000	10	\$40,000
Upholstered wall panels [18 panels/pod ][18 ]	\$\$1,209	10	\$12,090
Fibreglass exterior seat and wall panels	\$5,975	10	\$59,750
Aluminium external skin	\$2,000	10	\$20,000
Acoustic partition	\$1,232	10	\$12,320
Entry veil partition	\$500	10	\$5,000
Woven screen partition	\$1,270	10	\$12,700
Removable seating upholstery/Soona	\$895	27	\$24,165
Painting	\$700	10	\$7,000
Kids cushions	\$89	20	\$1,780
Wheeled transportation unit			\$4,000
transport of pods to site			\$3000
Total			\$401,305

NB: Where pattern making, mouldmaking and tooling are required to produce items these costs are amortised into each unit cost across a production run of 10 Screen Lounge Pods. To make 1 or any smaller number of Screen Lounge Pods the unit cost of these items will vary to absorb the full cost of that initial pattern making, mould making, tooling and associated works. All prices based on figures and research to hand. Where possible multiple quotes for all services required are being obtained. Choice will be based on quality, ability to perform and understanding of project and aesthetic. The lowest quote will not necessarily be chosen. Where detail drawings are not available and schematic design only available approximate figures available only. Where schematic drawings are not available budgets have been apportioned based on previous experience. All budgets are based on current design and design projections and not the final design. Certain functional requirements that have not yet been finalised by the client and not fully discussed with Crowd Productions have not been factored in. The proposed Edworks Blue Screen has not yet been costed nor do we have an estimate.